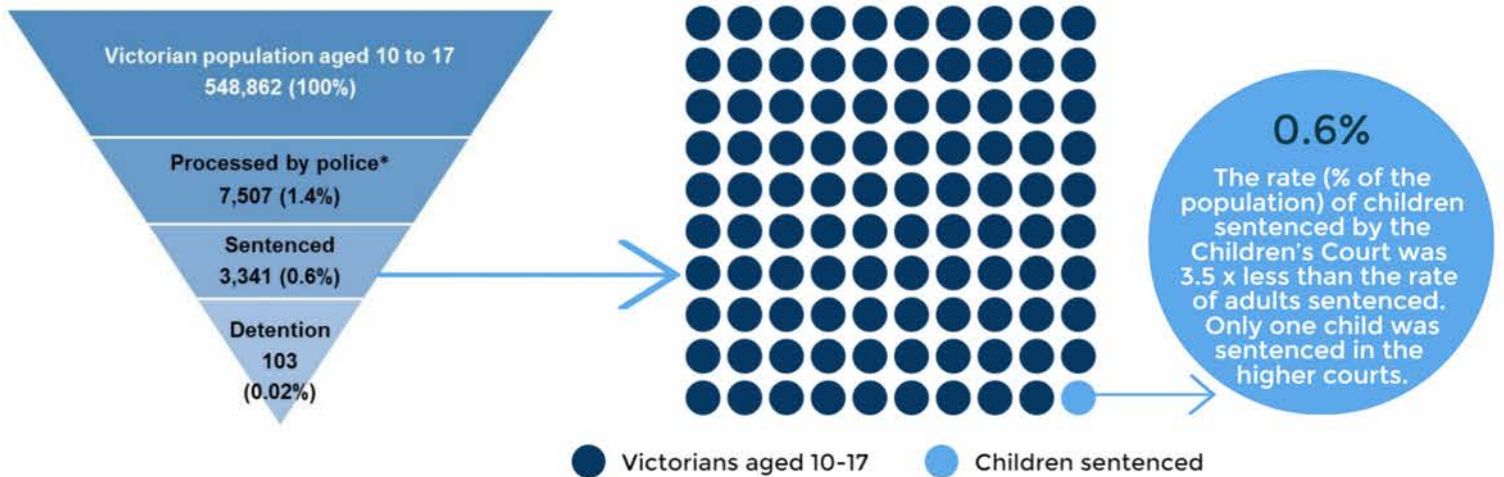


Sentencing Children in Victoria

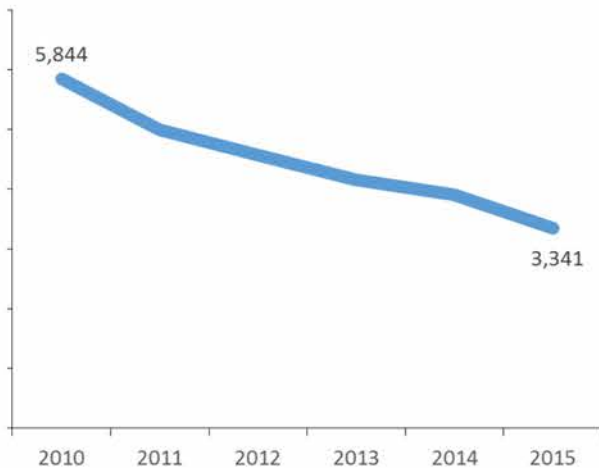
This fact sheet contains select data from 'Sentencing Children in Victoria: Data Update Report' (available from: www.sentencingcouncil.vic.gov.au). The report examines sentencing in the Children's Court (and children sentenced in the higher courts) for 2010 to 2015 (inclusive) with detailed analysis of sentencing outcomes for 2015.

In recent years, declines in youth offending have been observed in Victoria, elsewhere in Australia, and internationally. In Victoria, contact with the criminal justice system and sentenced offending by children is rare.

Children's involvement in the Victorian criminal justice system, 2015



Cases sentenced in the Children's Court, 2010 to 2015



43% reduction in Children's Court cases

Increase in charges per case; smaller number of offenders being sentenced for more offences per case

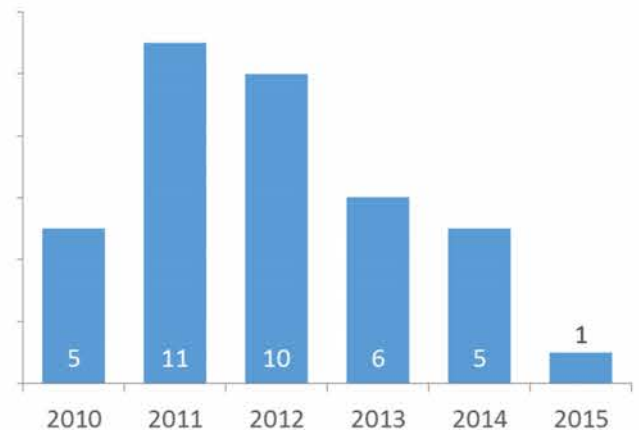
Most common category of offending

- offences against property (50% of all charges from 2010 to 2015)

Sentence types in 2015

- most common - good behaviour bond (35.1%) and probation (20.7%)
- detention less common - youth justice centre order (3.1%) youth residential centre order (0.2%)

Children sentenced in the higher courts, 2010 to 2015



38 children sentenced in the higher courts

Decline in sentenced cases since 2011

Most common principal offences

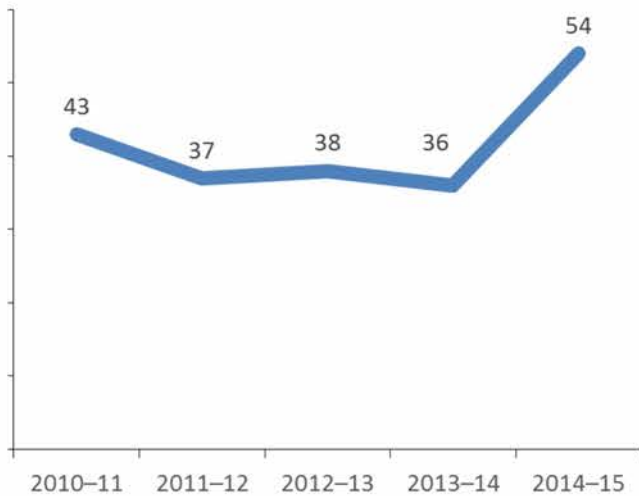
- culpable driving causing death (6 cases)
- intentionally causing serious injury (4 cases)
- manslaughter (3 cases)

Sentence types from 2010 to 2015

- imprisonment (15 cases, 39.5%)
- youth justice centre orders (12 cases, 31.6%)
- four cases were sentenced to probation
- three cases received a youth supervision order

Children on remand in Victoria, 2010-11 to 2014-15

The number of children on remand on an average day in Victoria has increased markedly in the 12 months since 2013-14



New bail-related offences, from 2013

A possible explanation for the increase in remand is the introduction of two new bail-related offences that applied to children from December 2013

A substantial proportion of the increase in charges from 2013 was because of the new bail offences; in particular the offence of 'contravene a conduct condition of bail' (now repealed for children)

By 2015, this offence represented 7% of all charges sentenced in the Children's Court (third most prevalent)

Offence trends, Children's Court, 2010 to 2015

Marked increase in justice procedures offences, from 4.5% of all charges to 18.5% (coinciding with the introduction of bail-related offences)

Small increase in drug offences (from 1.6% to 2%)

Offences against the person (non-sexual) remained relatively constant (15.7%)

Substantial decline in traffic offences (13.9% to 7.8%)

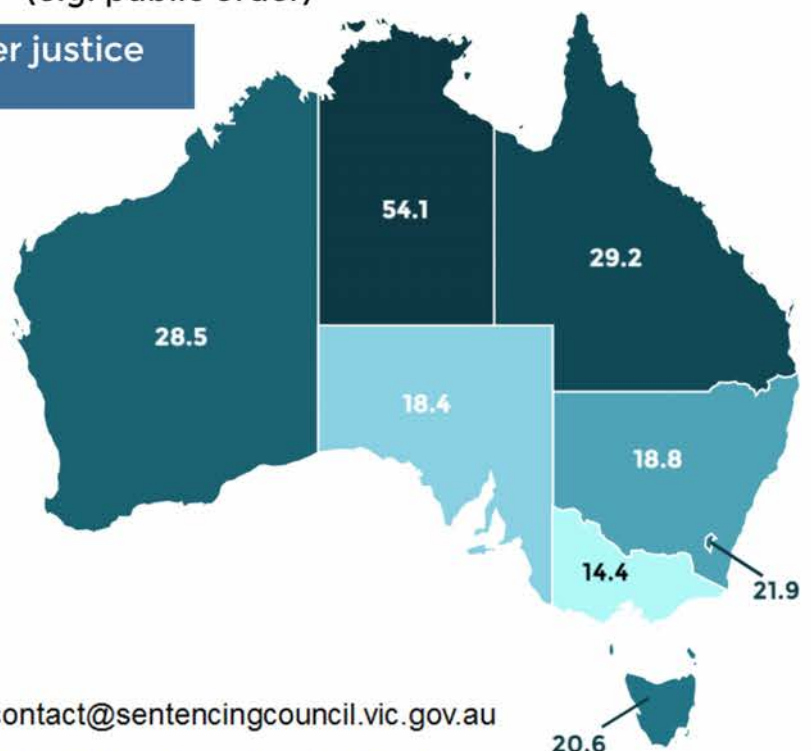
Relatively small decline in proportion of offences against property, transit offences, sexual offences, and 'other' offences (e.g. public order)

National comparison of children under justice supervision, 2014-15

Victoria has the lowest rate of children under justice supervision in Australia

The rate of young people aged 10-17 under any kind of justice supervision in the community or in detention (sentenced and unsentenced) in Victoria on an average day in 2014-15 was 14.4 per 10,000 children

Data sources: Court Services Victoria, Crime Statistics Agency Victoria, Australian Institute of Health and Welfare



Sentencing Advisory Council

www.sentencingcouncil.vic.gov.au

1300 363 196

[@SACvic](https://twitter.com/SACvic)

contact@sentencingcouncil.vic.gov.au

<http://pinterest.com/sentencingvic/>